


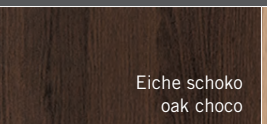
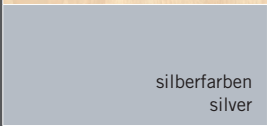

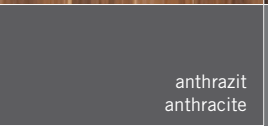

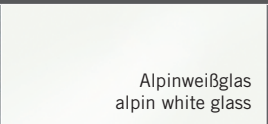
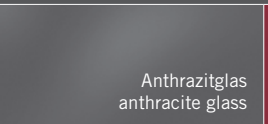
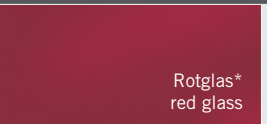
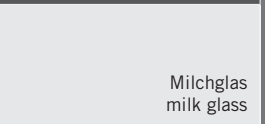
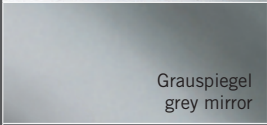
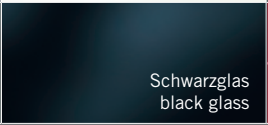
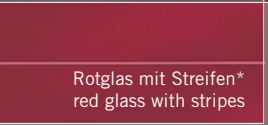
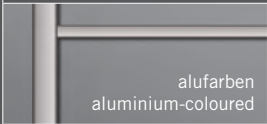



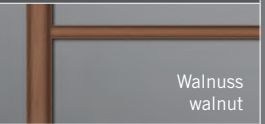

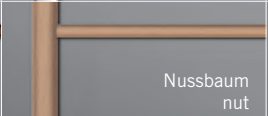

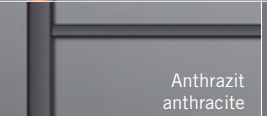


# SINFONIE PLUS

## System-Schrankprogramm

		Breite in cm   widths in cm											Tiefe in cm   depth in cm				
		113	150	167	188	200	225	249	280	298	336	373	400	68	49		
Höhe in cm height in cm	200	●	●	●	●	●	●	●	●	●	●			Höhe in cm height in cm	200	●	●
	222	●	●	●	●	●	●	●	●	●	●	●	●		222	●	●
	240			●	●	●	●	●	●	●	●	●	●		240	●	

Dekore   decors	Korpus/Front   corpus/front				
		 Ahorn maple	 Buche beech	 Walnuss walnut	 Eiche schoko oak choco
	 silberfarben silver	 weiß white	 anthrazit anthracite		
Front-Glas   front-glass					
	 Spiegel mirror	 Alpinweißglas alpin white glass	 Anthrazitglas anthracite glass	 Rotglas* red glass	 Milchglas milk glass
	 Grauspiegel grey mirror	 Schwarzglas black glass	 Rotglas mit Streifen* red glass with stripes	* Die Glasfronten Rotglas und Rotglas mit Streifen sind nur für Schwebetürenschränke erhältlich. * The red glass front panel and red glass with stripes are available only with sliding door wardrobes.	
Griff- und Zierleisten   handles and mouldings					
	 alufarben aluminium-coloured	 chromfarben chrome-coloured	 Ahorn maple	 Buche beech	 Walnuss walnut
	 Eiche schoko oak choco	 Nussbaum nut	 weiß white	 Anthrazit anthracite	

Beleuchtung   lighting	Halogen-Beleuchtungen   halogen-lighting		
	 Soft Line Soft Line	 Stixx Big Stixx Big	 Dekorkranz mit Bel. Crown with lighting
LED-Beleuchtungen   LED-lighting			
 Glaskranz mit Bel. Glass crown with lighting	 Turn Turn	 Wave Wave	 Blackline Blackline

Fast unbegrenzte Kombinationsmöglichkeiten bietet das Schranksystem Sinfonie Plus. Schwebetüren- und Drehtürenschränke endlos erweiterbar durch Eckkombinationen, Regale, Wohnelemente, passende Beimöbel sowie ein umfangreiches Innen- und Außenzubehör.

The Sinfonie Plus wardrobe system offers practically unlimited combination possibilities. Sliding door and hinged door wardrobes that can be supplemented ad infinitum with corner combinations, shelves, furnishings, the fitting occasional furniture, and a comprehensive range of interior and exterior accessories.

Mit Sinfonie Plus bleiben keine Wünsche offen.

Sinfonie Plus leaves no wishes unfulfilled.

### Frontausführungen | front models

Ausführung  
model  
1-26



Ausführung  
model  
41-46



Ausführung  
model  
51-56




Ausführung  
model  
61-66



### Schwebetürenschränke 2-, 3- und 4-türig | sliding door wardrobe two-, three- and four-door


Ausführung 1  
model 1

Dekor  
decor



Ausführung 2  
model 2

Dekor +  
Spiegel  
oder Glas  
decor +  
mirror  
or glass



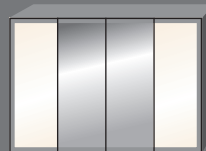

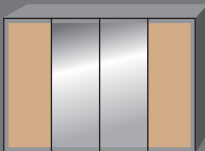
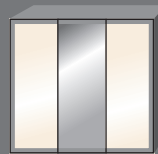



Ausführung 3  
model 3

Spiegel  
oder Glas  
mirror  
or glass



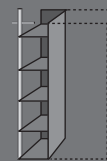
Ausführung 4  
model 4

Glas +  
Spiegel  
glass +  
mirror

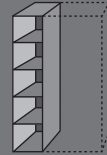


Alle Schwebetüren sind auch mit Dämpfungsbeschlag lieferbar. Ausgenommen die Breiten 113 cm und 150 cm.  
All sliding doors are available with damping elements for an additional charge. Exceptions 133 cm and 150 cm widths.

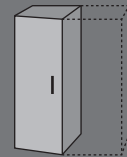
### Wohnelemente | Wohnelemente



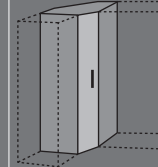
**Anstellregal  
mit Garderobe**  
add-on shelf  
with coat check  
B | w 39 cm  
T | d 30 cm  
H | h 195 cm



**Stollenregal**  
shelving column  
B | w 39 cm  
T | d 30 cm  
H | h 200, 222, 240 cm



**Schrägelement**  
Tür: Dekor / Spiegel / Glas  
bevelled unit  
door: decor / mirror / glass  
B | w 45 cm  
T | d 60 cm  
H | h 222, 240 cm




**Eckschrank**  
Tür: Dekor / Spiegel / Glas  
corner unit  
door: decor / mirror / glass  
B | w 93 cm  
T | d 93 cm  
H | h 222, 240 cm

### Zubehör | supplies



T-Einteilung  
T-arrangement




Schubkasteneinsatz 2 Schubladen  
drawer-insert, 2 drawers



Fachböden  
wardrobe-board



Hosenhalter  
trousers-hanger



Schubkasteneinsatz 3 Schubladen  
drawer-insert, 3 drawers



Hosenhalter  
trousers-hanger



Garderoben-Lift  
wardrobe-lift



Wäschekorb  
laundry pullout basket



Auszugkorb  
pullout basket



Krawattenhalter  
tie-hanger



Haken alufarben für Fachböden  
coat hook for wardrobe-board

Schwebetüren auch mit Dämpfungsbeschlag lieferbar | sliding door also available with damping elements